



PHONE: (540) 345-7665 FAX: (540) 343-5240

EQUIPMENT INDEX

CHLORINATORS	2
DIVING BOARDS	7
FILTERS	4
HANDICAP LIFTS	8
HANDRAILS	9
HEATERS	4
JUNCTION BOX	6
LADDERS	8
LIFEGUARD CHAIRS	10
LIGHT NICHES	6
LIGHTS	6
MULTIPORT VALVES	4
PLATFORMS	10
PUMPS	2
SALT CHLORINE GENERATOR	3
SAND & GRAVEL	4


*BRANDS MAY VARY DUE TO PRODUCT CHANGES
PRICES SUBJECT TO CHANGE*



CHLORINATORS & PUMPS

CHLORINATORS/BROMINATORS (SOLID TABLETS)

- | | |
|---------------|-------------------------------------|
| CHEMFEED 003 | 322 IN-LINE SPA CHEMICAL FEEDER |
| CHEMFEED 004 | 320 IN-LINE AUTOMATIC CHLORINATOR |
| CHEMFEED 005 | 300X29 COMMERCIAL FEEDER (OFFLINE) |
| CHEMFEED 0055 | HC-3315 HIGH CAPACITY FEEDER (97K) |
| CHEMFEED 0056 | HC-3330 HIGH CAPACITY FEEDER (160K) |
| CHEMFEED 0057 | HC-3340 HIGH CAPACITY FEEDER (332K) |



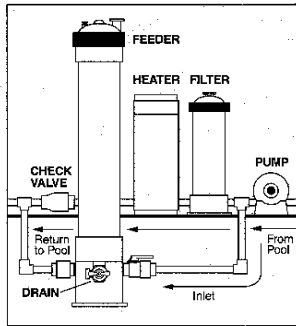
ACCU-TAB CHLORINE FEEDER

PPG ACCU-TAB CAL-HYPO FEEDER - CALL FOR MORE DETAILS



OFF LINE FEEDER INSTALLATIONS

Models HC 3315, HC3330 & HC 3340 are designed for hard plumbing installations using 1" PVC pipe and include standard threaded inlet and outlet fittings. They operate by pressure differential which circulates water through the feeder. The INLET control valve side of the feeder connects to plumbing on the discharge side of the pump before the filter. The OUTLET side of the feeder connects to pool return line AFTER the filter and/or heater, pool cleaner, diverter valves or any other installed piece of equipment.



A corrosion resistant check valve such as Rainbow's #172288 is recommended be installed between feeder outlet and the equipment to check back flow of chemicals. Helps prevent corrosion problems and equipment damage.

PENTAIR CHALLENGER PUMPS

- | | |
|----------|-------------------------|
| PUMP 020 | CHALLENGER 5 HP 1 PHASE |
| PUMP 021 | CHALLENGER 5 HP 3 PHASE |

CALL FOR ADDITIONAL PUMP SIZES NOT LISTED.

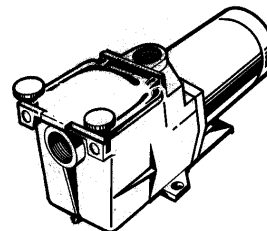


PENTAIR WHISPERFLO

- | | |
|------------|-----------------------------|
| PUMP 0096 | WHISPERFLO 1/2 HP 1 PHASE |
| PUMP 0097 | WHISPERFLO 3/4 HP 1 PHASE |
| PUMP 0098 | WHISPERFLO 1 HP 1 PHASE |
| PUMP 0099 | WHISPERFLO 1 1/2 HP 1 PHASE |
| PUMP 011 | WHISPERFLO 2 HP 1 PHASE |
| PUMP 0111 | WHISPERFLO 3 HP 1 PHASE |
| PUMP 01113 | WHISPERFLO 3/4 HP 3 PHASE |
| PUMP 01114 | WHISPERFLO 1 HP 3 PHASE |
| PUMP 01118 | WHISPERFLO 2 HP 3 PHASE |
| PUMP 0112 | WHISPERFLO 3 HP 3 PHASE |

HAYWARD SUPER PUMPS

- | | |
|----------|----------------------------|
| PUMP 008 | SUPER PUMP 1 HP 115/230V |
| PUMP 009 | SUPER PUMP 1.5 HP 115/230V |



Super Pump

PENTAIR "C" SERIES PUMPS

- | | |
|----------|----------------------------------|
| PUMP 040 | CMK-75 BRONZE 7.5 HP 3 PHASE |
| PUMP 045 | CMK-100 BRONZE 10 HP 3 PHASE |
| PUMP 050 | CMK-150 BRONZE 15 HP 3 PHASE |
| PUMP 055 | CMK-200 BRONZE 20 HP 3 PHASE |
| PUMP 065 | CM-50 BRONZE 5 HP 1 PHASE 230V |
| PUMP 075 | CM-75 BRONZE 7.5 HP 1 PHASE 230V |

PRICES SUBJECT TO CHANGE

SALT CHLORINE GENERATOR



INTELLICHLOR SALT GENERATORS

20,000 GALS	INTELLICHLOR IC20
40,000 GALS	INTELLICHLOR IC40
60,000 GALS	INTELLICHLOR IC60
POWER	INTELLICHLOR POWER SUPPLY

CHLORINE GENERATION

The system requires a low concentration of dissolved salt (sodium chloride) in the pool water. This level is normally below the taste threshold. The Pool Pilot automatically converts the salt into free chlorine, which keeps your pool sanitized and algae free. The chlorine reverts back to a salt after treating the water. Since the salt is constantly recycled, there is minimal loss during a swimming season. However, salt can be lost due to filter backwash, rain water overflow, leaks, or bather splashing/carryout, but not through evaporation.

The Pool Pilot Control Unit is designed to handle the purification needs of residential and commercial swimming pools. The cell must be properly sized according to the chlorine requirements. The amount of chlorine required for proper sanitization will vary based on the pool size and various factors such as water temperature, bather load, exposure to direct sunlight, special water features, and pump runtime, particularly in commercial applications.

AUTO PILOT SALT GENERATORS - RESIDENTIAL

25,000 gals	75003 SALT CHLORINE GENERATOR 94107 MANIFOLD W/SC42 CELL AND BASE
40,000 gals	75003 SALT CHLORINE GENERATOR 94113 MANIFOLD W/SC52 CELL AND BASE

**NET PRICE-NO ADDITIONAL DISCOUNT*

TO MAKE SALT GENERATOR A TOTAL CONTROL: ADD

75001 STENNER15GAL-AP	POOL CHEMISTRY CONTROLLER STENNER PUMP W/15 GAL TANK 220V (FOR ACID FEED)
--------------------------	---

AUTO PILOT SALT GENERATORS - COMMERCIAL

60,000 gals	PRO2US PROFESSIONAL W/2 POWER SUPPLIES AND 2 COMMERCIAL CELL MANIFOLD
80,000 gals	PRO3US PROFESSIONAL W/3 POWER SUPPLIES AND 3 COMMERCIAL CELL MANIFOLD
100,000 gals	PRO4US PROFESSIONAL W/4 POWER SUPPLIES AND 4 COMMERCIAL CELL MANIFOLD
150,000 gals	PRO5US PROFESSIONAL W/5 POWER SUPPLIES AND 5 COMMERCIAL CELL MANIFOLD
170,000 gals	PRO6US PROFESSIONAL W/6 POWER SUPPLIES AND 6 COMMERCIAL CELL MANIFOLD

TO MAKE SALT GENERATOR A TOTAL CONTROL: ADD

CAT2000PRO	ORP AND PH CONTROLLER FOR SALT ~OR~
CAT4000 STENNER15GAL-AP	ORP AND PH CONTROLLER FOR SALT STENNER PUMP W/15 GAL TANK 220V (FOR ACID FEED)

PRICES SUBJECT TO CHANGE



FILTERS, VALVES & MEDIA

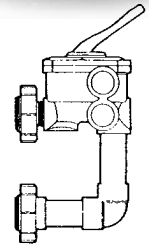
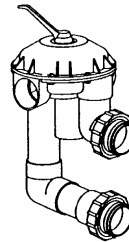
SAND DOLLAR TOP MOUNT FILTERS

FILTER 001	PENTAIR SAND DOLLAR SD35 16" W/VALVE
FILTER 0011	PENTAIR SAND DOLLAR SD40 19" W/VALVE
FILTER 004	PENTAIR SAND DOLLAR SD60 22" W/VALVE



TRITON SIDE MOUNT FILTERS

FILTER 005	PENTAIR TRITON TR40 19" W/O VALVE
FILTER 006	PENTAIR TRITON TR50 21" W/O VALVE
FILTER 007	PENTAIR TRITON TR60 24" W/O VALVE
FILTER 0088	PENTAIR TRITON TR100C 30" W/O VALVE
FILTER 010	PENTAIR TRITON TR140C 36" W/O VALVE

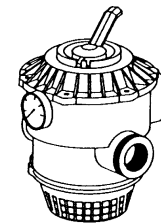


PENTAIR VALVES

MULTIPOINT 010	1 1/2" VALVE FOR TRITON FILTER
MULTIPOINT 030	2" HI-FLOW VALVE FOR TRITON FILTER
MULTIPOINT 040	VALVE ADAPTOR KIT TRITON FILTER
MULTIPOINT 020	1 1/2" TOP MT FOR TA FILTER "V" THD
MULTIPOINT 0200	1 1/2" TOP MT FOR TA FILTER (CLAMP)

MULTIPOINT VALVE
2" PENTAIR HI FLOW

MULTIPOINT VALVE
1 1/2" OR 2"



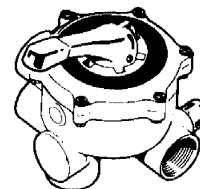
MULTIPOINT VALVE
1 1/2" PENTAIR HI FLOW

SAND AND GRAVEL


SAND 001	FINE SAND 50 #
SAND 002	FINE SAND 100 #
SAND 003	PEAGRAVEL 100 # - 1/4" X 1/8"
DE 010	DE POWDER 25 #

HAYWARD VALVES

MULTIPOINT 050	SP710ALL 1 1/2" MULTIPOINT VALVE
MULTIPOINT 060	SP715ALL 2" UNIV MULTIPOINT VALVE
MULTIPOINT 070	SP710X32 1 1/2" MULTIPOINT VALVE
MULTIPOINT 080	SP712-1 TOP MOUNT MULTIPOINT VALVE
MULTIPOINT 090	SP714T TOP MOUNT MULTIPOINT VALVE-CLAMP (REPLACES SP-711 MULTIPOINT)



SP-710 X-3



SP0714T

PRICES SUBJECT TO CHANGE

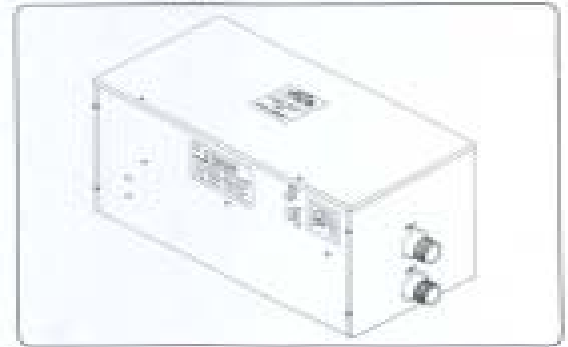
HEATERS



COATES "CE" ELECTRIC HEATER

NOT FOR SALT POOLS

HEATER 020	12KW 1 PHASE ELECTRIC HEATER
HEATER 021	15KW 1 PHASE ELECTRIC HEATER
HEATER 024	15KW 3 PHASE ELECTRIC HEATER
HEATER 0244	18KW 3 PHASE ELECTRIC HEATER



COATES "PHS-CN" ELECTRIC HEATER

CUPRO NICKEL EXCHANGER - FOR SALT POOLS

HEATER 0242	15KW 3 PHASE ELECTRIC HEATER
-------------	------------------------------

LOCHINVAR ENERGY RITE HEATER

HEATER 0006	ERL 152 LP GAS HEATER
HEATER 00062	ERN 152 NAT GAS HEATER
HEATER 0007	ERL 202 LP GAS HEATER
HEATER 0008	ERN 202 NAT GAS HEATER
HEATER 00092	ERL 302 LP GAS HEATER
HEATER 00093	ERN 302 NAT GAS HEATER



PENTAIR MASTERTEMP HEATER

HEATER 00051	200,000 BTU LP GAS HEATER
HEATER 00052	200,000 BTU NAT GAS HEATER
HEATER 00053	300,000 BTU LP GAS HEATER
HEATER 00054	300,000 BTU NAT GAS HEATER



CALL FOR ADDITIONAL
HEATER SIZES NOT
LISTED.

PRICES SUBJECT TO CHANGE



LIGHTS

UNDERWATER POOL LIGHTS 120 VOLTS 500 WATTS

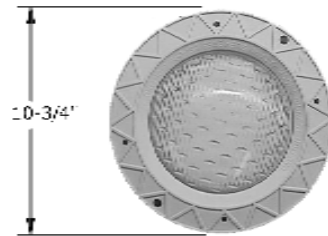
LIGHT 000A 15' PENTAIR LIGHT
 LIGHT 000F 50' PENTAIR LIGHT
 LIGHT 000J 100' PENTAIR LIGHT
 LIGHT 000JJ 150' PENTAIR LIGHT

LIGHT 007 50' SWIMQUIP POOL LIGHT
 LIGHT 008 100' SWIMQUIP POOL LIGHT

LIGHT 011 50' HAYWARD POOL LIGHT



- Pentair
 - Pool Star
 - Hatteras
 - American Products



- Hayward
 - StarLite
 - DuraLite
 - SP-540 thru 743

UNDERWATER LED POOL LIGHTS

LIGHT 001 50' INTELLIBRITE LED WHITE LIGHT
 LIGHT 002 100' INTELLIBRITE LED WHITE LIGHT
 LIGHT 004 50' INTELLIBRITE LED COLOR LIGHT
 LIGHT 0044 100' INTELLIBRITE LED COLOR LIGHT

UNDERWATER SPA LIGHTS 120 VOLTS

LIGHT 0147 50' PENTAIR SPA LIGHT
 LIGHT 0148 100' PENTAIR SPA LIGHT



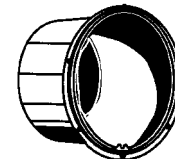
- SwimQuip
 - Sta-Rite

POOL LIGHT NICHE

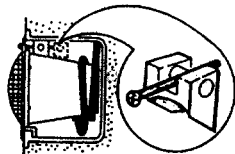
LIGHT NICHE 004 AMERICAN PRODUCTS POOL LIGHT NICHE
 LIGHT NICHE 006 AMERICAN PRODUCTS SPA LIGHT NICHE

LIGHT WEDGE LIGHT WEDGE TO REPAIR NICHE

HELPS HOLD LIGHT INTO NICHE WHEN THE
 SCREW OPENING IS STRIPPED OR BROKEN



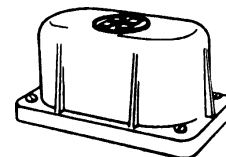
Light Niche



Light Wedge

JUNCTION BOX

JUNCTION BOX 001 LEXAN JUNCTION BOX 1"
 (SP-680)



SP-680

PRICES SUBJECT TO CHANGE

DIVING BOARDS



COMMERCIAL SWIM CLUB DIVING BOARD

All Swim Club models feature a handlaid fiberglass and resin roving over a solid laminated core acting as the board's skeletal frame. Diving boards and stands are sold separately.



SWIM CLUB DIVING BOARD FOR COMMERCIAL POOLS BY S.R. SMITH

DIVING BOARD 0033	10' DIVING BOARD
DIVING BOARD 0044	12' DIVING BOARD
DIVING BOARD 005	14' DIVING BOARD
DIVING BOARD 0062	16' DIVING BOARD

ALUMINUM DIVING BOARDS



DIVING BOARD 0063	10' COMM ALUMINUM DIVING BOARD
DIVING BOARD 0065	12' COMM ALUMINUM DIVING BOARD
DIVING BOARD 007	14' COMM ALUMINUM DIVING BOARD
DIVING BOARD 008	16' COMM ALUMINUM DIVING BOARD

ALUMINUM

EXCEPTIONAL DURABILITY AND OUTSTANDING ACTION. PROVEN "I" BEAM EXTRUSIONS ARE EPOXY GLUED WITH WELD END CONSTRUCTION. SAFE, NON-SLIP SURFACE THAT RESISTS WEAR.

WEIGHT LIMIT on all diving boards is 250 pounds

ANCHOR PLATE & BOLTS



DIVING BOARD MOUNTING KITS

DIVING BOARD 009	18" DIVING BOARD MOUNTING KIT
DIVING BOARD 010	20" DIVING BOARD MOUNTING KIT
DIVING BOARD 011	DIVING BOARD CARRIAGE BOLT

PRICES SUBJECT TO CHANGE



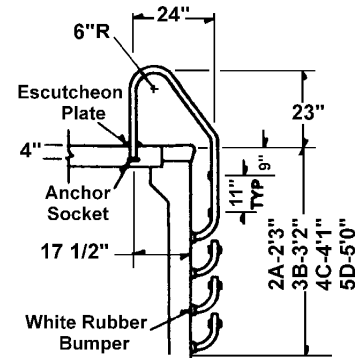
LADDERS & HANDICAP LIFTS

STAINLESS STEEL 24" LADDERS WITH STAINLESS STEEL TREADS

LADDER 001	24" SS LADDER 2 STEP
LADDER 0022	24" SS LADDER 3 STEP
LADDER 004	24" SS LADDER 4 STEP

ONGROUND POOL LADDERS

LADDER 011	ONGROUND LADDER 3 STEP
------------	------------------------



Call us for **FREE** brochures on Handicap Lifts
Call us for pricing on multiple lifts

ADA BATTERY POWERED PORTABLE LIFT

POOL LIFT 002	SPECTRUM FREEDOM PORTABLE LIFT
POOL LIFT 003	SPECTRUM ASPEN PORTABLE LIFT
POOL LIFT 02	SR SMITH PAL PORTABLE LIFT



ADA BATTERY POWERED DECK MOUNT LIFT

POOL LIFT	SPECTRUM FREEDOM LIFT (INCLUDES ANCHOR)
POOL LIFT 03	SPECTRUM ASPEN LIFT (ANCHOR SOLD SEPARATELY)
POOL LIFT 04	SPECTRUM SWIM-LIFT TRAVELER II (ANCHOR SOLD SEPARATELY)
POOL LIFT 05	SR SMITH SPLASH LIFT
POOL LIFT 01	SR SMITH AXS LIFT
POOL LIFT 001	SR SMITH MULTI-LIFT
POOL LIFT 06	AQUA CREEK THE SCOUT LIFT



PRICES SUBJECT TO CHANGE

HANDRAILS



HANDRAILS

HANDRAIL 000	HANDRAIL 3' - 2 BEND (CUSTOM MADE)
HANDRAIL 001	HANDRAIL 4' - 3 BEND
HANDRAIL 002	HANDRAIL 5' - 3 BEND
HANDRAIL 003	HANDRAIL 6' - 3 BEND

SPECIALTY HANDRAILS

HANDRAIL 005	SPA RAIL
HANDRAIL 004	FIGURE 4 GRABRAIL (EACH)

EXERCISE BARS (NO FLANGES)


EXERCISE BAR 001	EXERCISE BAR 3'
------------------	-----------------

STANCHIONS

STANCHIONS 001	.065" X 4'-6" (RECALL)
STANCHIONS 002	.065" X 8'-0" (BACKSTROKE)

STANCHIONS SOCKETS

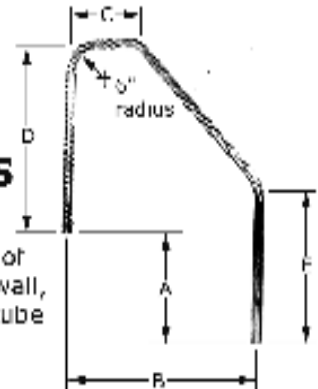
STANCHIONS 007	BRONZE STANCHIONS SOCKET
STANCHIONS 008	STANCHIONS SOCKET KEY
STANCHIONS 009	STAINLESS STEEL STANCHION SOCKET



ABOUT STAINLESS STEEL

The halogen salts normally used for pool sterilization, chiefly chlorine and bromine, are the most active agents that attack stainless steel. The heat and humidity add to the activity of these attacking compounds.

3-BEND STANDARD HANDRAILS

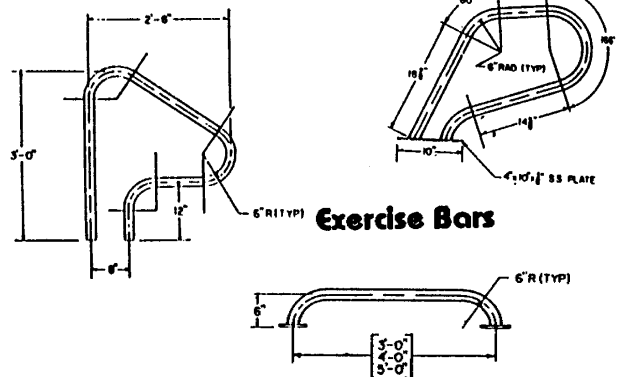


Handrails are made of 1.90" O.D. x .049" wall, 304 stainless steel tube with mirror finish. Custom dimension handrails available on a special order basis.

DESCRIPTION	A	B	C	D	E
4' HANDRAIL	26"	48"	18"	32"	26"
5' HANDRAIL	36"	60"	18"	32"	26"
5'-6" HANDRAIL	32"	66"	18"	32"	29"
6' HANDRAIL	46"	72"	18"	32"	26"

Figure "4" Handrail

Spa Rail



PREVENTATIVE MAINTENANCE

1. Wash your equipment frequently with fresh water and dry with cloth.
2. Inspect your equipment frequently. Take notice if there is any discoloration or water stains. If there is, the frequency of rinsing the equipment should be increased.
3. Never use steel wool for cleaning or cleaners with harsh abrasives.
4. Stainless steel may rust, however it should rust less than other products.



LIFEGUARD CHAIRS AND PLATFORMS

LIFEGUARD CHAIRS FROM PARAGON


LIFEGUARD CHAIR 001	20002 SUPERFLYTE LADDER AT REAR
LIFEGUARD CHAIR 002	20004 SUPERFLYTE OSHA STYLE
LIFEGUARD CHAIR 004	20301 MOVEABLE LIFEGUARD CHAIR 8'
LIFEGUARD CHAIR 005	20302 MOVEABLE LIFEGUARD CHAIR 6'
LIFEGUARD CHAIR 007	20401 PORTABLE GUARD CHAIR 6'
LIFEGUARD CHAIR 008	20460 PORTABLE GUARD CHAIR 4'6"
LIFEGUARD CHAIR 009	20450 PORTABLE GUARD CHAIR 3'10"
LIFEGUARD CHAIR 010	LOOKOUT LIFEGUARD CHAIR (1 STEP)
LIFEGUARD CHAIR 011	LOOKOUT LIFEGUARD CHAIR (2 STEP)
LIFEGUARD CHAIR 012	LOOKOUT LIFEGUARD CHAIR (3 STEP)




Ladder at Rear



OSHA Chair



Lookout 1-Step



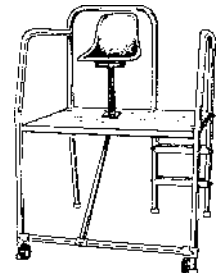
Lookout 2-Step

LIFEGUARD CHAIR PARTS

PARAGON 20701	L.G. FIBERGLASS SEAT ONLY-AQUA
PARAGON 20701W	L.G. FIBERGLASS SEAT ONLY-WHITE
PARAGON 20712	UMBRELLA RING GUIDE FOR L/G CHAIR
PARAGON 20717	UMBRELLA/LIFE RNG HOLDER FOR L/G CH
PARAGON 20702RVA	PEDESTAL AND SWIVEL FOR SEAT



Paragon Pedestal & Swivel




Lookout 3-Step

STARTING PLATFORMS AND ANCHORS

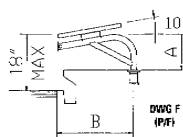
MANY STYLES AND SIZES AVAILABLE. PLEASE CALL FOR INFORMATION AND PRICING.

Varsity Low Height Starting Platforms: up to 18" above water
For Water Depth 3'-6" to Less Than 4'

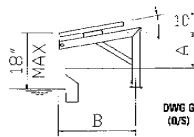


Varsity Standard Model (Low Height)
Designed to accommodate the ruling by NFSA where the take-off height is 18" above water. Fits most pools except those with unusual features. B dimension varies

with platform height. P/F uses anchor I.D. No. 22201;* Q/S uses anchor I.D. No. 23301.
Spec. Sheet Paraflyte SP 10.61
Spec. Sheet Quickset SP 10.63



DWG F (P/F)



DWG G (Q/S)




Moveable



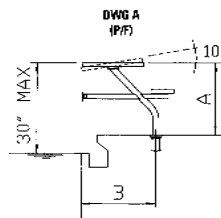
PORTABLE

Full Height Starting Platforms: up to 30" above water

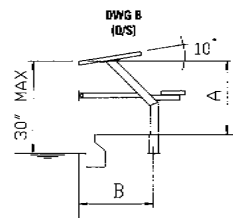
For Water Depth 4' or Over



Standard Model (Full Height)
Fits most pools except those with unusual features. B dimension varies with platform height. P/F uses anchor I.D. No. 22201; Q/S uses anchor I.D. No. 23301.
Spec. Sheet SP 10.51



DWG A (P/F)



DWG B (Q/S)

Shortee Model (Full Height)
(Not shown.)

For pools where the distance from deck to water exceeds 12". The Shortee Model is similar in design to the Standard Model (Dwgs. A & B opposite) but without a step and with a fixed B dimension of 18".
Spec. Sheet SP 10.57

PRICES SUBJECT TO CHANGE